

GRANIKOT ACRYLIC

Acrylic Plaster

Superior quality acrylic plaster facade, weather-resistant and with exceptional UV radiation properties. It has excellent adhesiveness, firmness and elasticity. Protects and decorates exterior and interior surfaces (plaster, concrete, facade thermal insulation systems). Certified

with the CE marking according to EN 15824. It is part of the External Thermal Insulation Composite Systems (ETICS) VITEX THERM, which are certified with the CE marking according to the requirements of EAD 040083-00-0404.




Advantages:

- Exceptional resistance properties against weather and UV radiation
- Excellent adhesion, firmness and elasticity

PRODUCT FEATURES

TECHNICAL CHARACTERISTICS



Viscosity
 Flat: 50.000 – 66.000 cps (BROOKFIELD sp.6/10rpm, 25° C)
 Grafiato: 65.000 - 85.000cps (BROOKFIELD sp.6/10rpm, 25° C)

Density
 Flat: 1,80 ± 0,02 Kg / L (ISO 2811)
 Grafiato: 1,52± 0,02 Kg / L (ISO 2811)

COVERAGE

Grafiato render :

- Granulometry 1,5 mm = 1,8-2,2 Kg/m²
- Granulometry 2,0 mm = 2,3-2,7 Kg/m²
- Granulometry 2,5 mm = 2,8-3,2 Kg/m²

Flat render:


- Granulometry 0,8 mm = 1,4-1,9 Kg/m² *
- Granulometry 1,0 mm = 1,7-2,2 Kg/m²
- Granulometry 1,2 mm = 1,8-2,3 Kg/m²
- Granulometry 1,5 mm = 2,0-2,5 Kg/m²

* The 0,8mm granulometry is used only as an additional-protective layer over the 1,0mm to 1,5mm granulometries.

PACKAGING


White	5 kg	25 kg
Bases	5 kg	25 kg

DILUTION



Water
0-2%

DRYING TIME




Touch dry
4-6 h


COLOURS

3000 +

White and unlimited number of shades through **Vitex Coloring System**



CE MARKING



VITEX S.A. P.O. BOX 139 IMEROS TOPOS, ASPROPYRGOS GR 19300 GRANIKOT ACRYLIC 21 DoP No : VIT-CPR-0011.1	
EN 15824 External render and internal plaster based on organic binders	
Reaction to fire	B-s1,d0
Adhesion	≥ 0,8 MPa
Water absorption	W ₂
Water vapour permeability	V ₂
Thermal conductivity	1,11W/m.K
Durability	≥ 0,9 MPa

COLOR CARDS - FANDECKS



EXTERIOR WALLS- PLASTERS

APPLICATION

APPLICATION FIELD

For the protection and decoration of exterior and interior surfaces (plaster, concrete, facade thermal insulation systems- ETICS)

PREPARATION



Surfaces must be smooth, clean and dry, free from grease, dust, loose or flaking paint.

To fill any cracks or holes use Acrylic Putty or Visto.



New surfaces made of plaster, concrete, cement, plasterboards or surfaces previously covered with emulsion or acrylic water-based paints need to be primed with Granikot Primer.



STEPS

1

Stir well with a mechanical drill, before application and at regular intervals during application. If required, dilute with maximum 2% of water.

2

Apply by stainless steel spatula and use a plastic trowel for forming the final texture.

3

Depending on the weather conditions, the structuring of the plaster should be done within 5 -15 minutes after applying the plaster in order to achieve the proper Flat/ Grafiato texture.

TIPS

- Application at 5-35°C and <80% RH. For exterior use, do not apply if there is a risk of rain/frost in the next 48 hours and strong wind conditions.
- The use of aggregates in the plaster may cause slight differences in shade compared to the fandeck. Thus, it is recommended for a uniform result either to use products from the same batch or to mix them if they are different.
- Weather conditions are particularly important for the quality and aesthetic effect of plaster, so the application instructions

- should be strictly followed. Very high temperatures reduce the open time of the plaster, while rain on a fresh painted surface will cause deterioration of the final result.
- Avoid direct and uneven exposure to sun irradiation to prevent non-uniform drying.
 - In case structuring starts after 15 minutes of plaster application and the plaster has already begun drying, then the Flat/Grafiato texture might become defective and uneven during the structuring.
 - It is dry to touch in 4-6 hours and in depth in 24 hours at + 20°C and 65% relative

- humidity. Complete cure is achieved after about 14 days. These times vary depending on weather conditions (relative humidity and temperature).
- Tools must be cleaned immediately after use with water and if needed, with soapy water or detergent.
 - Recover unused material for re-use. After plaster application, seal the container and store it for future use.
 - Do not dispose of liquid waste into ground water table. Unused material requires special handling for safe disposal.

ADDITIONAL INFORMATION

VOCs (Volatile Organic Compounds)



"Exterior walls of mineral substrate".
VOC content limit **40 g/L**.
Maximum VOC content **39 g/L** VOCs (ready for use product).

PRECAUTIONS



Please read carefully the labelling mentioned on the can before use. For detailed instructions on hazards and safety in use the Safety Data Sheet is available upon request. Poisons Control Centre Tel. : +30 210 7793 777

STORAGE



5°C-38°C
Containers must be kept closed in a shady place away from direct sunlight, maximum 24 months from date of production.

The above technical data, information and instructions are based on our long experience and laboratory tests and are intended only to describe the product and determine its application. However, the end user should check the suitability of the product for its intended use. Our company guarantees the quality of the product itself, and in any case bears no responsibility for any damage or damage caused if the product is not used properly and in accordance with its instructions for use. The company has the right to revise this technical data sheet without any prior notice.

+30.210.5589.400
TECHNICAL SUPPORT

ISO 9001
14001
CERTIFIED 45001

